












Rank	Country	GDP (millions of USD)
	<a href="#"><u>World</u></a>	<b>62,911,253</b>
	 <a href="#"><u>European Union</u></a>	16,242,256
1	 <a href="#"><u>United States</u></a>	14,526,550
2	 <a href="#"><u>China, People's Republic of</u></a>	5,878,257
3	 <a href="#"><u>Japan</u></a>	5,458,797
4	 <a href="#"><u>Germany</u></a>	3,286,451
5	 <a href="#"><u>France</u></a>	2,562,742
6	 <a href="#"><u>United Kingdom</u></a>	2,250,209
7	 <a href="#"><u>Brazil</u></a>	2,090,314
8	 <a href="#"><u>Italy</u></a>	2,055,114
9	 <a href="#"><u>India</u></a>	1,631,970
10	 <a href="#"><u>Canada</u></a>	1,577,040