












World nominal GDP (FMI, 2010)

Rank	Country	GDP (millions of USD)
	<u>World</u>	62,911,253
	 <u>European Union</u>	16,242,256
1	 <u>United States</u>	14,526,550
2	 <u>China, People's Republic of</u>	5,878,257
3	 <u>Japan</u>	5,458,797
4	 <u>Germany</u>	3,286,451
5	 <u>France</u>	2,562,742
6	 <u>United Kingdom</u>	2,250,209
7	 <u>Brazil</u>	2,090,314
8	 <u>Italy</u>	2,055,114
9	 <u>India</u>	1,631,970
10	 <u>Canada</u>	1,577,040

India: profilo statistico

- Population (2010): 1.224.614
- Population growth rates (2008-2010): 1,4%
- Population under 15 (2010): 30,6%
- GDP (USD) 2010 (PPP): 4.060 mld (9th world economy, 4th considering PPP))
- GDP per capita (USD) (PPP): 3.339
- GDP annual growth 2010: + 10,4%
- GDP annual growth 2011: + 6.9% (est.)
- Imports of goods (2010): 266 mld (usd)
- Export of goods (2010): 176 mld (usd)
- FDI outward stock: 93 mld (usd)
- FDI inward stock: 198 mld (usd)
- Inflation rate (2010):